

Lesson 3

Jesus Helps Me at Play

John 2: 1-11

Optional Memory Verse: The Lord your God will go with you. He will never leave you. Deuteronomy 31: 6

Goals: That students will...

KNOW: That Jesus is with them and cares about them when they are playing.

FEEL: A willingness to talk to Jesus when they have problems while they are playing

DO: Identify times they need to talk to Jesus and ask Him to help them remember that He is with them.

Attention Getter: (10 minutes)

Play a game with students. Give each student a card with a picture related to playing. (Sheets 3 A-D are provided and need to be cut into squares before class) Show the students the cards as you are handing them out. They have to find the card that matches theirs—the other half of the set, and go stand by the students that has their match. Cards provided are:

1. Bowling ball & pins
2. Uno deck and Uno cards
3. Puzzle box and puzzle piece
4. Boat and life jacket
5. TV and remote control
6. markers & scissors
7. Baseball player & glove
8. Beach scene and sun screen

Then ask students what they like to do for play, for free time. If it's any of the activities pictured, let them hold one of the cards. Otherwise, write what they do on a card.

Another thing that we do that's fun is go to parties! Do you like to go to parties? What kinds of things do you do at a party? (play games, eat, talk, dance...) **Let's think for a few minutes about the different kinds of parties you might go to.** Bring pictures or items or decorations related to the party to represent these kinds of parties—let them guess what kind of party these things represent. Possibilities include:

1. Christmas party
2. Valentines Party
3. Easter party
4. 4th of July party
5. New Years Party
6. Halloween Party
7. Birthday Party
8. Graduation Party
9. Baby shower or party
10. WEDDING party or reception

Bible Lesson: (15 minutes)

Our story today is about a time when Jesus went to a party—to a wedding reception! Actually, the Bible tells us about several parties Jesus went to. Does that surprise you—that Jesus liked to go to parties?? He loves people, so I think that’s why He went to lots of parties! But this is the first one, and something very special happened at it. Let me read it to you from the Bible first.

1Two days later there was a wedding in the town of Cana in the country of Galilee. Jesus' mother was there. 2Jesus and his disciples were also asked to the wedding.

3The people needed more wine. Then Jesus' mother said to him, 'They have no wine.' 4Jesus said, 'Woman, why are you telling me about it? It is not yet the time for me to do something.'

5His mother said to the servants, 'Do all that he tells you to do.'

6Six very large water pots made of stone were standing there. The pots were there because the Jews had a certain law about washing themselves. 7Jesus said, 'Fill the pots with water.' So they filled them to the very top. 8Jesus said, 'Now take some out. Carry it to the one in charge of the feast.' They did what he said.

9The man in charge of the feast tasted the water that was now turned into wine. He did not know where it came from, but the servants who drew the water knew. When the man had tasted it, he called the man who was being married. 10He said, 'Other people give the good wine at the beginning of the feast. When people have had all they want, then they give the wine which is not so good. But you have kept the good wine until now.'

11This was the first miracle that Jesus did. It was in Cana in Galilee. He showed that he was great. And his disciples believed in him. (Worldwide English New Testament with some adaptation)

So...what had happened that might have been a problem for the couple? What did Jesus do to solve the problem? How was He able to do that??...Let students respond.

Let’s watch this story on video. This is a different video that we’ve seen before...the man playing the role of Jesus is not the same actor that we’ve seen in the story of Jesus helping his disciples catch fish!

Show the John 2:1-11 segment from the Visual Bible John videos (if you are choosing to use them.) Or you can create a PowerPoint using visuals from <http://www.freebibleimages.org/photos/wedding-cana>

Now...just to be sure we understand what happened, I’ve invited a special guest to join us, to tell us what it was like when this happened. Then you play the role of either the husband or wife (whichever fits you!) and retell the story. Bring something bridal to help you look the role! (It is written below as the bride might tell it—adapt as needed.)

I want to tell you about something that happened at my wedding many years ago. Every couple has a story about something that goes wrong at their wedding or reception....someone faints, or forgets their lines, or can't stop laughing or crying. Nothing goes perfectly. But we are the only couple who had the most amazing thing happen at our reception! The wedding ceremony had gone wonderfully, but part way through the reception, we made a discovery. The person who had ordered and prepared the food and drinks for the reception had made a mistake. Now, in those days, wine was the most common beverage that was served with meals. It was sometimes easier to get wine than it was to get clean water! We discovered that something had gone wrong and we ran out of wine halfway through the wedding! I don't know if he had added wrong, or the person who sold us the wine had made a mistake...or we had given him the wrong number for how many people to plan for. But, there was no more wine. One of the wedding helpers came and whispered this news to my husband. It was very bad news. Imagine if you had a wedding today, and as people were getting their seats, you realized that you only had half of the dinners you needed to feed them! It would be sort of like that. These people had given us nice wedding gifts, and it was part of our tradition that the bride and groom give them a wonderful party, including plenty of wine. I overheard the whispering and I started to cry. What a terrible way to start out marriage—with our friends angry at us, or disappointed that we had not been good hosts. I quickly got up and went to the bathroom to cry. My perfect day was ruined!! I stayed in there for a few minutes, trying to wash my face and pull myself together.

Then I decided I couldn't let my new husband face this embarrassment and shame alone. So I went out to join him. And I couldn't believe my eyes!! The wedding servants were pouring wine again to all the guests! (Have a pitcher with purple juice in it—pour a cup as you are telling this part of the story.) People were happy, smiling and enjoying the wine. Then the man we had asked to help us with the wedding stood up and said, "You have saved the best wine for the last!! This is delicious!"

It wasn't until later that I found out from my mother's good friend Mary what had happened. Do any of you know? Can you tell the others? Let your students recount as much of the story as they can, with the bride helping to piece the story together. Tell how.... Mary instructed the servants to follow Jesus instructions. Then Jesus told the servants to fill the large jars with water---just plain old water. Then Jesus told them to dip up that water and serve it to the guests. And somewhere in there...I don't know if it was while the water was in the jars, or as they filled their pitchers or as they poured it into our cups, but it was changed into wine! It was a miracle that Jesus did. He cared about us—he knew that this would be a sad and hard way to end our wedding party. He cared about us—He didn't want us to be embarrassed. So He used his great power to change water into wine! He cares about the tiniest things in our lives!! Remove your costume.

Application: (10 minutes)

What about us...Do you think Jesus cares about the little things in our lives? Does He care about how we're feeling at a party or when we're playing a game? Let students respond. Yes, He does! He is with us both at work and at play, and He wants to help us wherever we are...whatever is happening!

Earlier, we talked about what kinds of things we all like to do for play. Now, we probably aren't going to run out of wine when we're bowling or doing crafts, but what kinds of problems could we have? Go over the things that your students had said they enjoyed doing. Help them articulate a problem they might have while doing that...things like getting upset because they aren't doing well at it or because they lose the game or losing a puzzle piece, getting embarrassed or angry in the midst of it, or there is nothing on TV worth watching... After

Your students will probably say they have no problems when they are doing these things. But if you begin to articulate some of the kinds of problems that might arise, they will recognize that these things happen when they are playing.

each problem is stated, ask, **Do you think Jesus cares about something like that? Do you think He could help you with that kind of problem? What could you do when you're having this problem when you're trying to have fun?** (Pray and ask Jesus to help me!) **Now, I don't know how Jesus will help us. I don't think his mother Mary knew exactly what Jesus would do when he found out about the problem. But she believed that He cared about people enough to help them. That's why she told him about the problem.**

When we're having a problem, we need to talk to Jesus about it. We can ask Him to help us, and we can know that He cares and will help us somehow.

I have a song to teach you, just to help you remember that Jesus is with you and that He can help you anytime you need Him: (To be sung to *Zip-a-dee-doo-dah*, from Disney's *Song of the South*.)

*Zip-a-dee-doo-dah, zip-a-dee-ay,
My, oh, my, what a wonderful day.
Jesus is with me, at work and at play,
Zip-a-dee-doo-dah, zip-a-dee-ay!*

*There's no need to doubt or wonder.
It's the truth, it's "actch'ill"
Even though it's supernatural***

*Zip-a-dee-doo-dah, zip-a-dee-ay,
Jesus is with me, at work and at play!*



**Explain supernatural as something that we can't explain how it happens. It is really a miracle that Jesus is with us all the time!


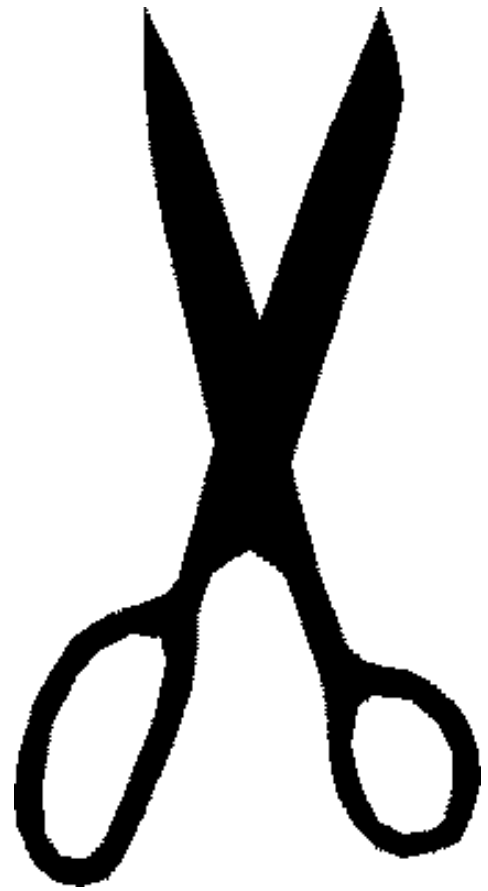
Closing: (5 minutes)

Spend time praying, asking Jesus to help us remember that He is with us when we are playing, as well as when we are working. Tell Him we want to talk to Him about all our problems, and that we are grateful that He cares enough to help us with every problem we face in life.

Supplies Check List:

- **Attention Getter:** Sheets 3A-D provided and need to be cut into squares before class, 3x5 cards and markers available to write other recreational activities your students suggest, an assortment of party decorations, such as party napkins to represent various kinds of parties
- **Bible Lesson:** TV/DVD player, John DVD, costume for bride or groom, pitcher of purple drink and cup
- **Application:** you will again look at the pictures you used in the Attention Getter, Visual for “Zip-a-dee-doo-dah”
- **Closing:** No supplies needed.









3D